

Default Report

Explore the data behind your survey responses. Gain a better perspective of your survey data and uncover insights for further planning.

 Visited

104

 Started


50

 Avg. Time to Complete

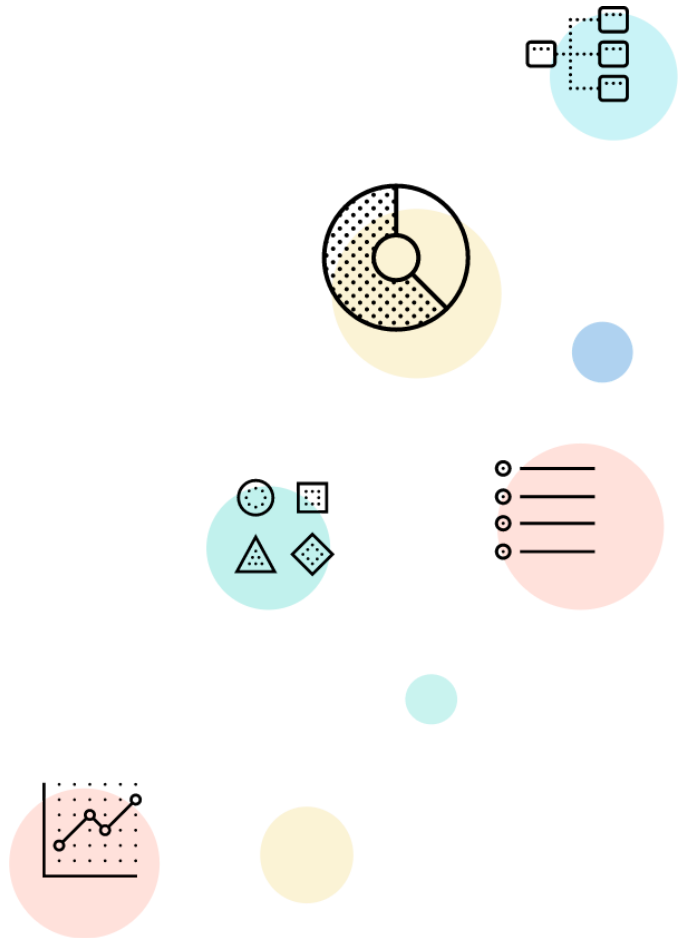
5m

 Completed

50

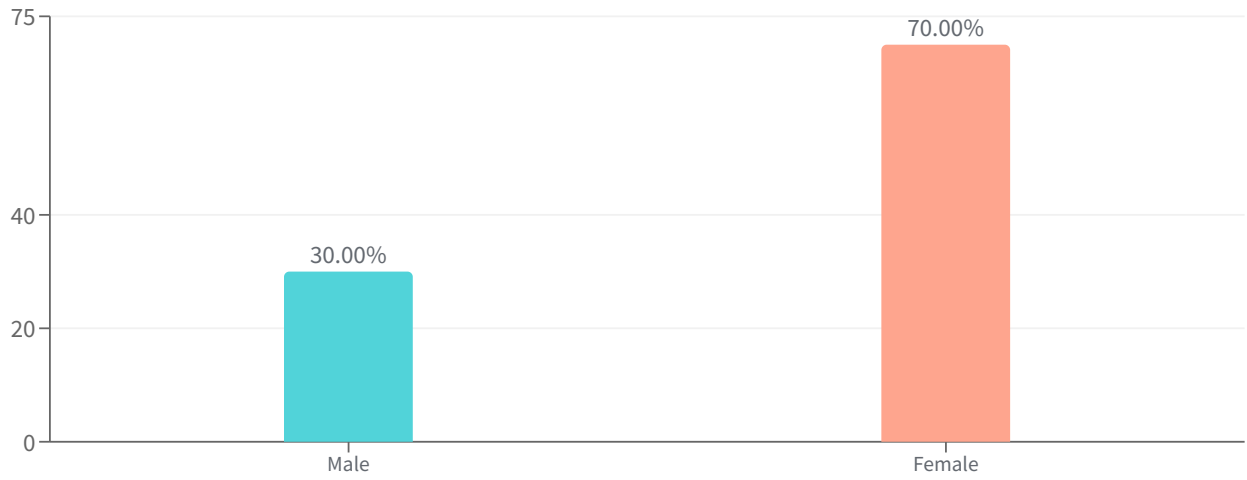
 Completion Rate

100.00%



Gender

Answered: **50** Skipped: **0**



ANSWER CHOICES ▾

RESPONSES ▾

RESPONSE PERCENTAGE ▾

Male

15

30.00 %

Female

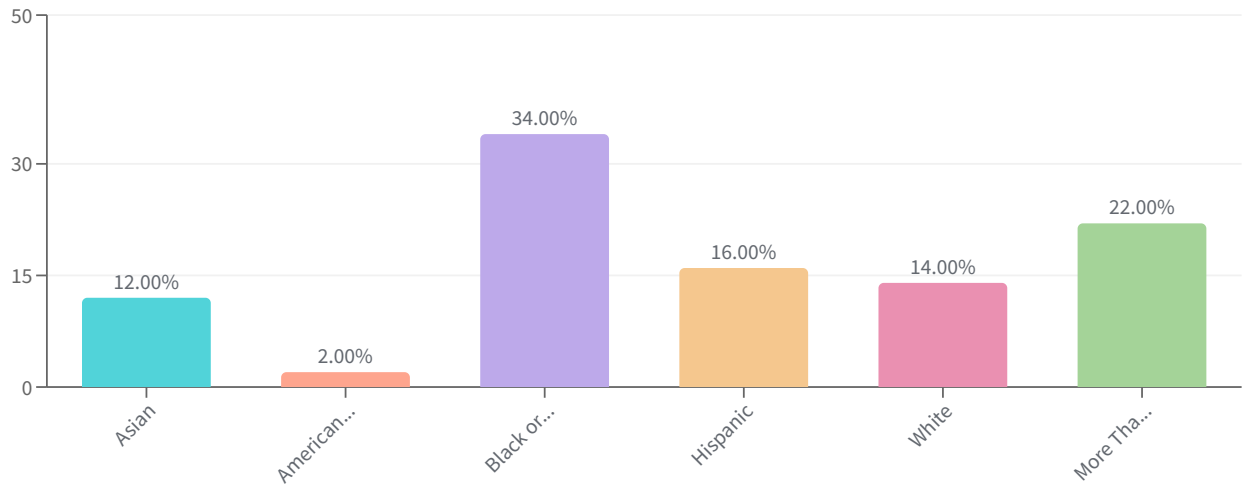
35

70.00 %

Race/Ethnicity

Choose which one best fits you

Answered: **50** Skipped: **0**



ANSWER CHOICES ▾

RESPONSES ▾

RESPONSE PERCENTAGE ▾

Asian

6

12.00 %

American Indian

1

2.00 %

Black or African American

17

34.00 %

Hispanic

8

16.00 %

White

7

14.00 %

More Than One Race

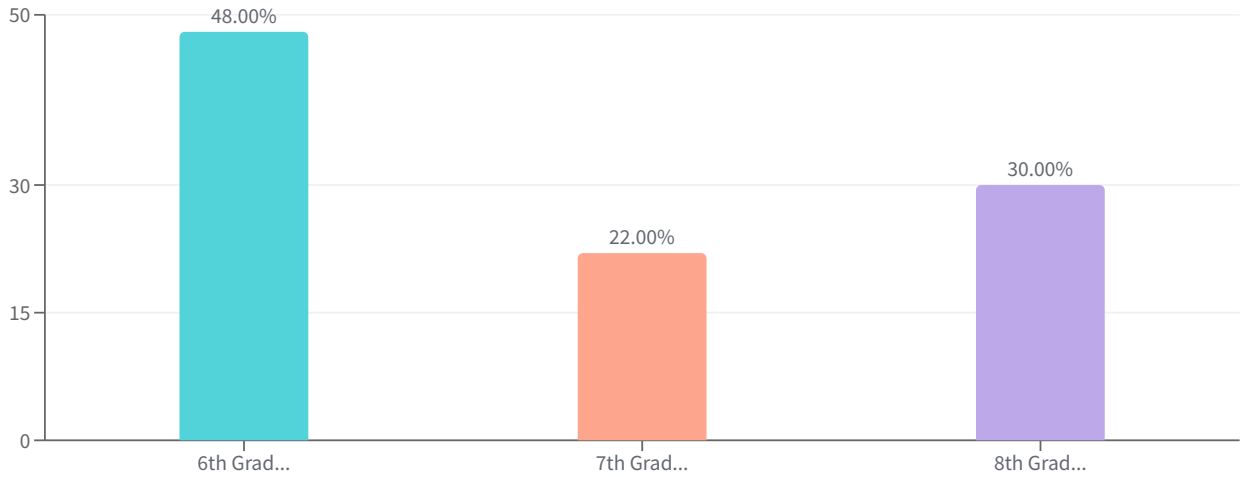
11

22.00 %

Grade

What Grade are you in?

Answered: **50** Skipped: **0**



ANSWER CHOICES ▾

RESPONSES ▾

RESPONSE PERCENTAGE ▾

6th Grade

24

48.00 %

7th Grade

11

22.00 %

8th Grade

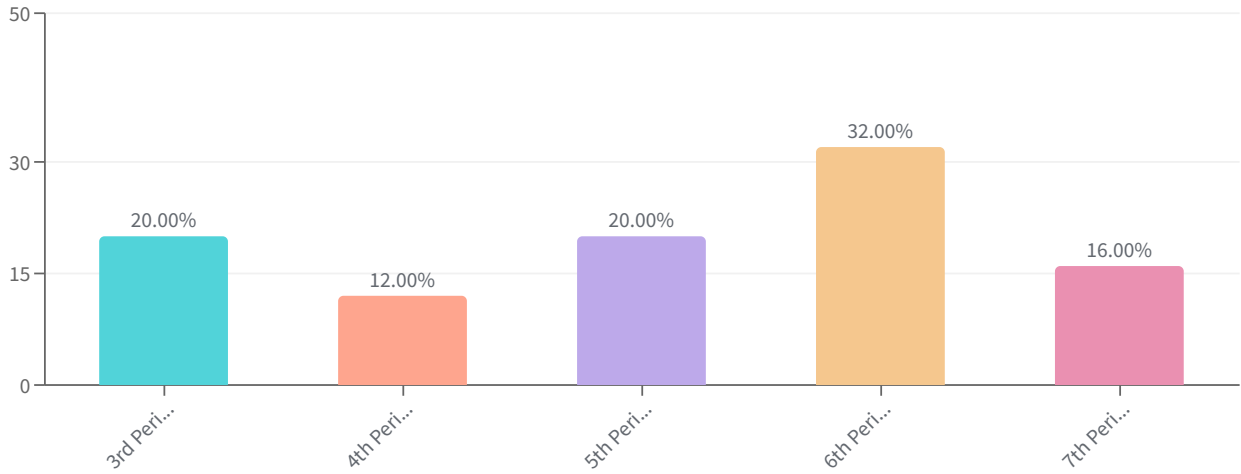
15

30.00 %

Which class period did you have the Believe Program?

Choose which one best fits you

Answered: **50** Skipped: **0**



ANSWER CHOICES ▾

RESPONSES ▾

RESPONSE PERCENTAGE ▾

3rd Period

10

20.00 %

4th Period

6

12.00 %

5th Period

10

20.00 %

6th Period

16

32.00 %

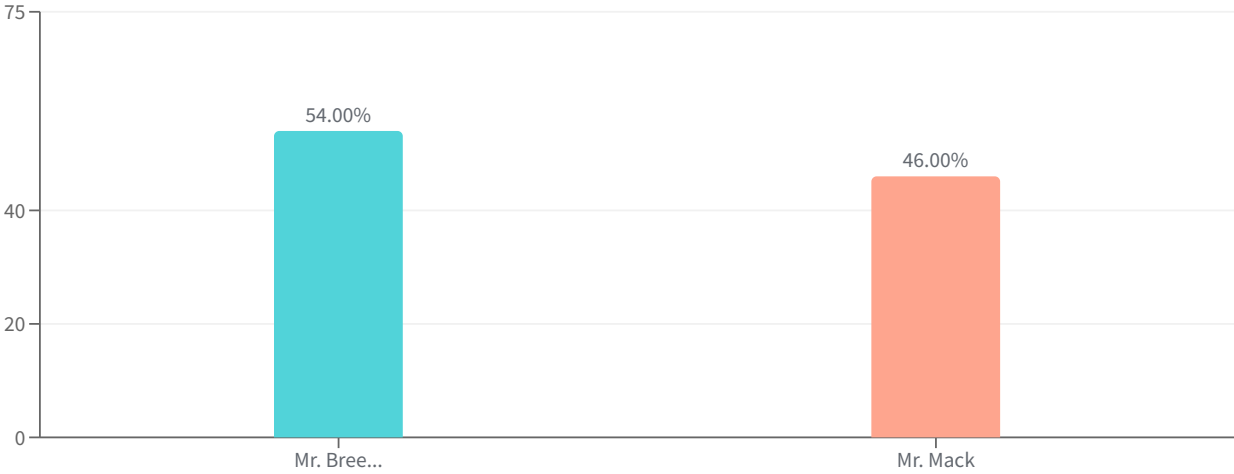
7th Period

8

16.00 %

Who was your Teacher?

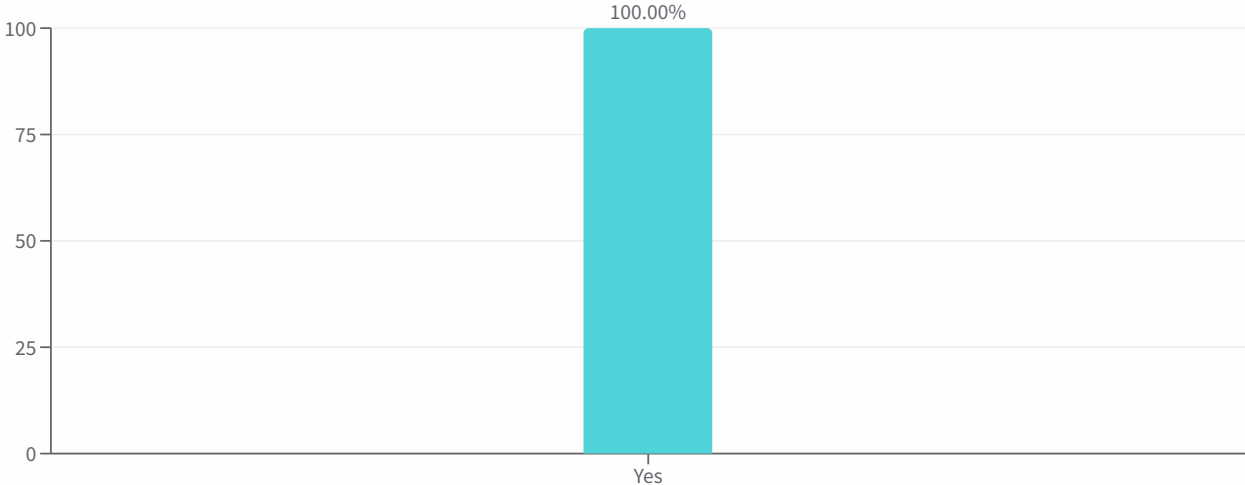
Answered: 50 Skipped: 0



ANSWER CHOICES ▾	RESPONSES ▾	RESPONSE PERCENTAGE ▾
Mr. Breeden	27	54.00 %
Mr. Mack	23	46.00 %

Was your teacher relatable and knowledgeable about the lesson topics?

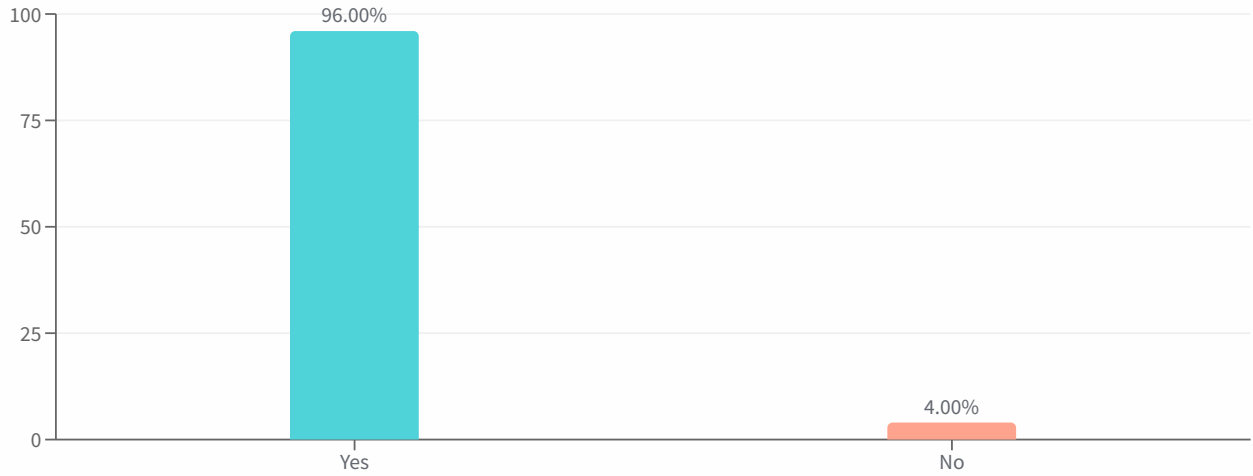
Answered: 50 Skipped: 0



ANSWER CHOICES ▾	RESPONSES ▾	RESPONSE PERCENTAGE ▾
Yes	50	100.00 %

Do you think other students should participate in the Believe Program?

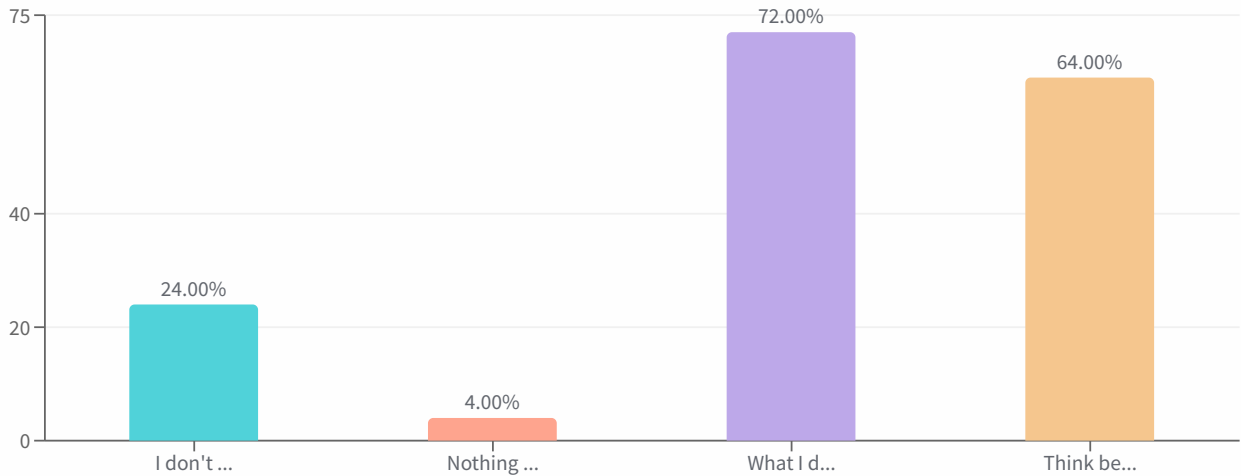
Answered: **50** Skipped: **0**



ANSWER CHOICES ▾	RESPONSES ▾	RESPONSE PERCENTAGE ▾
Yes	48	96.00 %
No	2	4.00 %

What did the Believe Program teach you about handling conflicts? (Select all that apply)

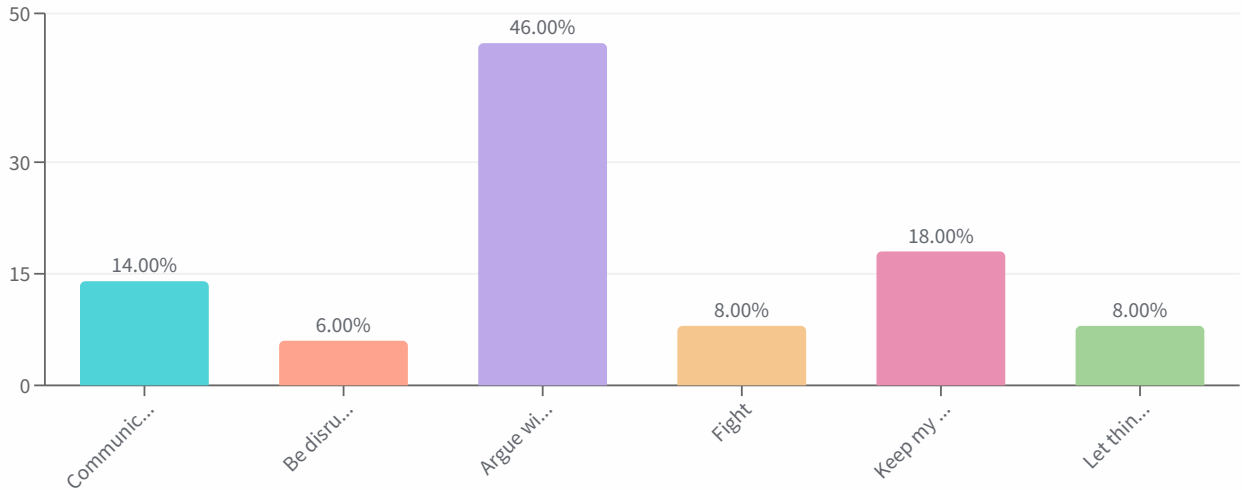
Answered: 50 Skipped: 0



ANSWER CHOICES	RESPONSES	RESPONSE PERCENTAGE
I don't have to agree with people to be respectful	12	24.00 %
Nothing at all	2	4.00 %
What I do in the moment can affect my future	36	72.00 %
Think before I make decisions in general	32	64.00 %

BEFORE participating in the Believe Program, how did you handle conflicts?

Answered: **50** Skipped: **0**



ANSWER CHOICES ▾

RESPONSES ▾

RESPONSE PERCENTAGE ▾

Communicate with someone who cares

7

14.00 %

Be disruptive

3

6.00 %

Argue with others

23

46.00 %

Fight

4

8.00 %

Keep my anger to myself

9

18.00 %

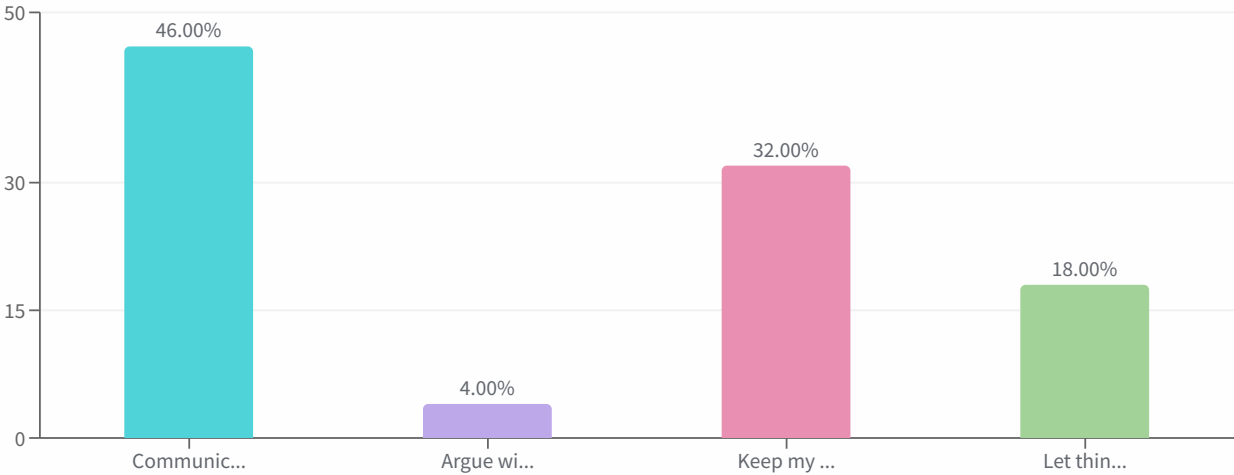
Let things play out

4

8.00 %

AFTER participating in the Believe Program, what's the best way to handle conflicts?

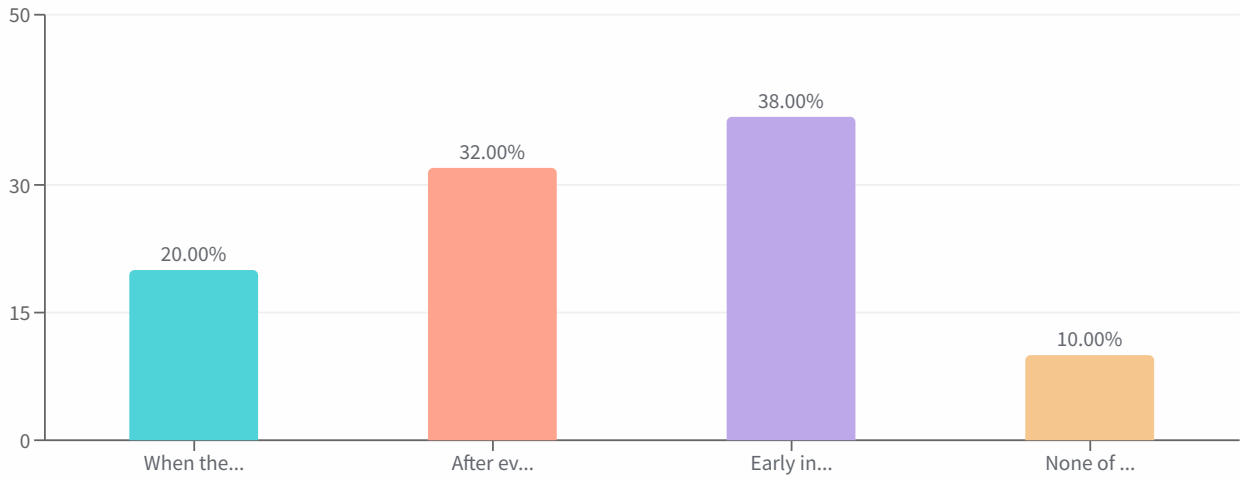
Answered: 50 Skipped: 0



ANSWER CHOICES ▾	RESPONSES ▾	RESPONSE PERCENTAGE ▾
Communicate with someone who cares	23	46.00 %
Argue with others	2	4.00 %
Keep my anger to myself	16	32.00 %
Let things play out	9	18.00 %

When is the best time to de-escalate a conflict?

Answered: 50 Skipped: 0



ANSWER CHOICES ▾

RESPONSES ▾

RESPONSE PERCENTAGE ▾

When the conflict is over

10

20.00 %

After everyone says what's on their mind

16

32.00 %

Early in the conflict

19

38.00 %

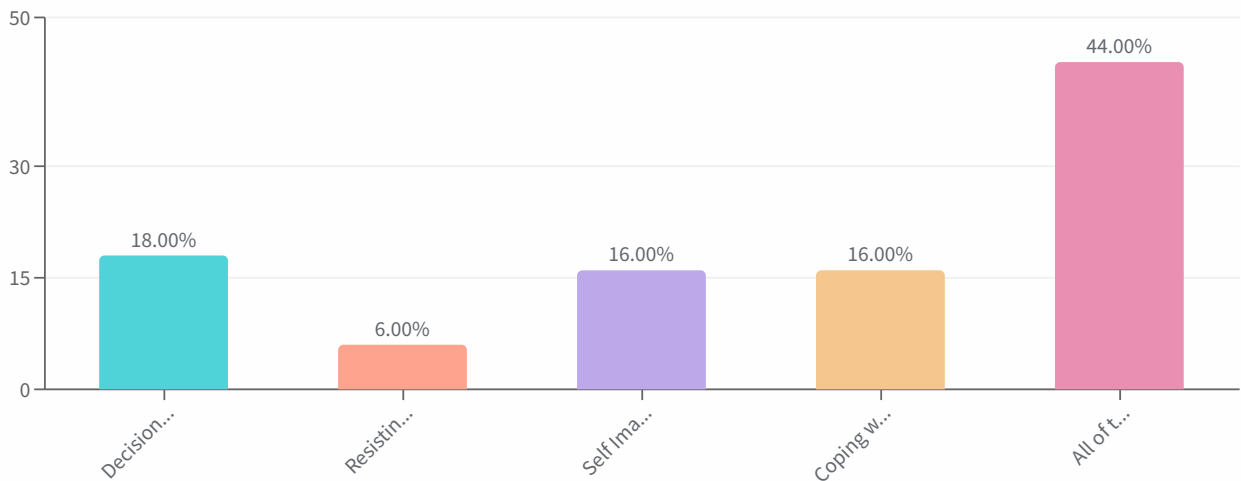
None of the above

5

10.00 %

Which of the following topics did you understand well? (Select all that apply)

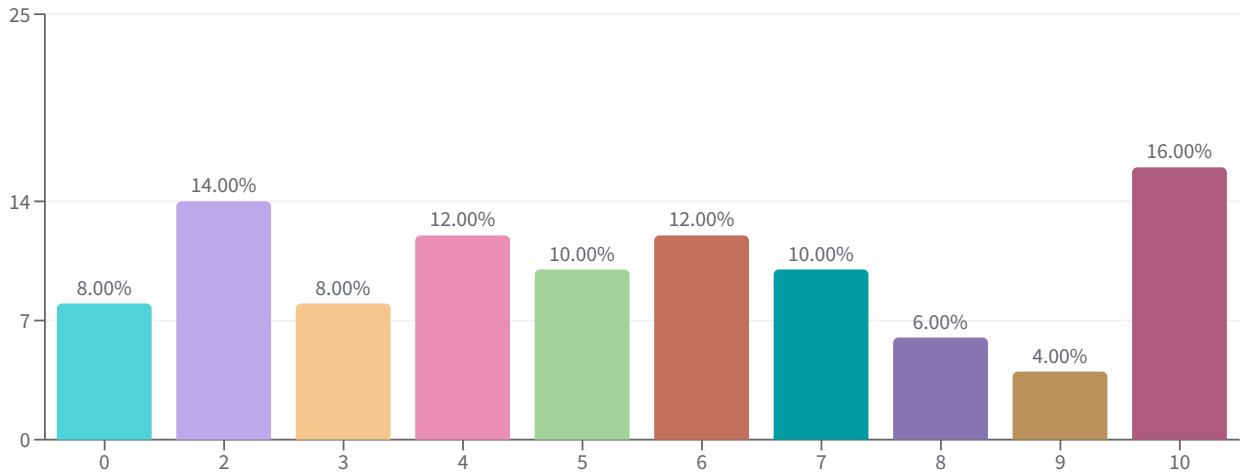
Answered: 50 Skipped: 0



ANSWER CHOICES ▾	RESPONSES ▾	RESPONSE PERCENTAGE ▾
Decision Making & Self Discipline	9	18.00 %
Resisting Peer Pressure	3	6.00 %
Self Image	8	16.00 %
Coping with Anger	8	16.00 %
All of the above	22	44.00 %

How would you rate your mental health BEFORE participating in the Believe Program?

Answered: **50** Skipped: **0** Average: **5.36**



ANSWER CHOICES ▾

RESPONSES ▾

RESPONSE PERCENTAGE ▾

0

4

8.00 %

2

7

14.00 %

3

4

8.00 %

4

6

12.00 %

5

5

10.00 %

6

6

12.00 %

7

5

10.00 %

8

3

6.00 %

9

2

4.00 %

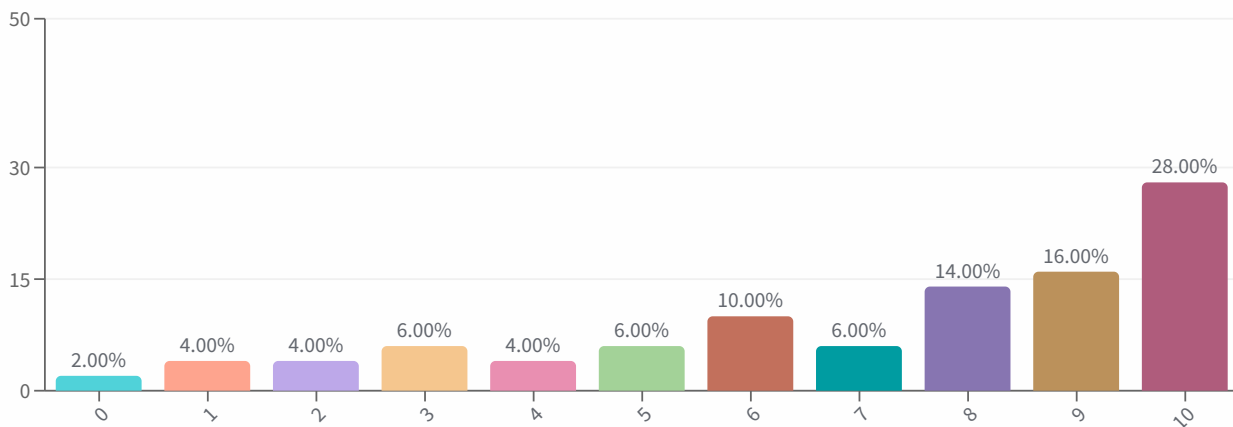
10

8

16.00 %

How would you rate your mental health AFTER participating in the Believe Program?

Answered: 50 Skipped: 0 Average: 7.14



ANSWER CHOICES ▾	RESPONSES ▾	RESPONSE PERCENTAGE ▾
0	1	2.00 %
1	2	4.00 %
2	2	4.00 %
3	3	6.00 %
4	2	4.00 %
5	3	6.00 %
6	5	10.00 %
7	3	6.00 %
8	7	14.00 %
9	8	16.00 %

ANSWER CHOICES ▾

RESPONSES ▾

RESPONSE PERCENTAGE ▾

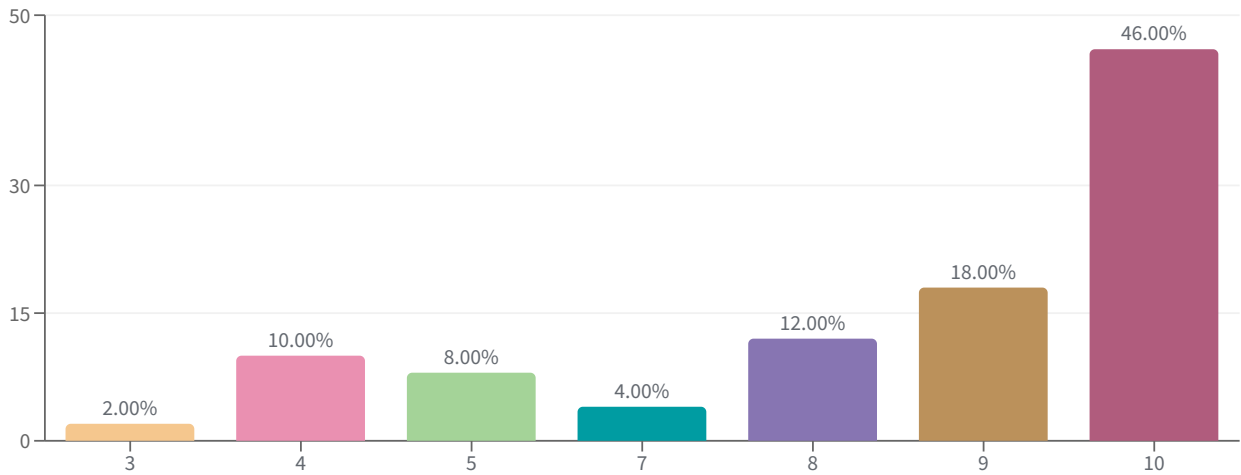
10

14

28.00 %

How would you rate your overall learning experience in the Believe Program?

Answered: **50** Skipped: **0** Average: **8.32**



ANSWER CHOICES ▾

RESPONSES ▾

RESPONSE PERCENTAGE ▾

3

1

2.00 %

4

5

10.00 %

5

4

8.00 %

7

2

4.00 %

8

6

12.00 %

9

9

18.00 %

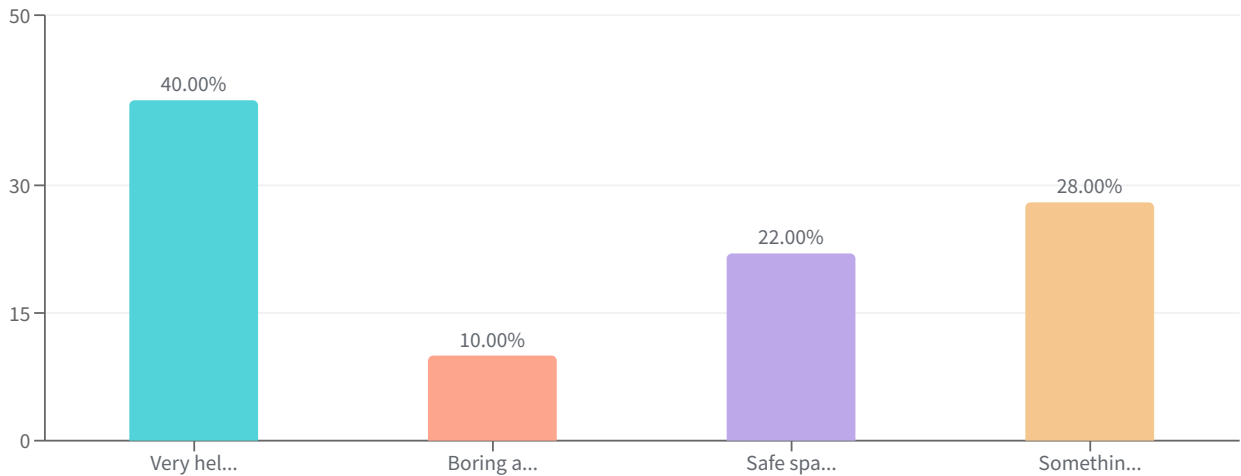
10

23

46.00 %

If you had to choose one phrase to describe the Believe Program, what would it be?

Answered: **50** Skipped: **0**



ANSWER CHOICES ▾

RESPONSES ▾

RESPONSE PERCENTAGE ▾

Very helpful and I'd like to participate again

20

40.00 %

Boring and a waste of time

5

10.00 %

Safe space to talk about my feelings and life

11

22.00 %

Something I prefer instead of class

14

28.00 %